



THE EASY TO FIT DIY MOTORISED ROOF ROLLER BLIND

The SkyFit™ Motorised roof roller blind is a fantastic solution for small, flat or sloping roof windows up to 160cm x 160cm. With a winding tube in the head box and the motor in the foot box tension is applied to the fabric to prevent sagging.

The blind is designed to be fitted inside the recess and is available in both blackout and anti-glare fabrics. It is capable of blocking out light and draughts thanks to the exceptional quality of its individual components.

Each part of the blind from the motor to the brush seals and aluminium frames are designed to last. The SkyFit™ Motorised roof roller blind comes with a full 5 year guarantee.



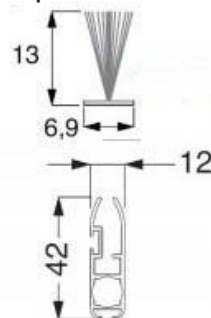
Technical Details



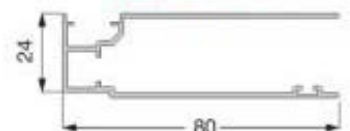
Product Dimensions

Head & Foot Box Dimensions

Brush Strip



Side Channel



Hem Bar

For blinds up to
1600mm x 1600mm

Motor Options

The SkyFit™ Motorised Roof Roller blind is available with a choice of motors.

Option 1: Somfy® Sonesse 28 Wirefree RTS Battery Operated Motor




- RTS Technology (Radio Technology)
 - Battery operated motor - no electrician needed
 - Built-in rechargeable lithium-ion battery
- Somfy® Remote control or Battery operated SMOOVE wall switch
 - Comes with a charger (needs topping up every 3-6 months)
 - Smooth motion with adjustable speed control
 - Compatible with Situo® Variation for precise tilt control

Option 2: Somfy® Altus 50 RTS Mains Powered Motor



- Mains powered (needs a switched fused spur fitting by an electrician)
 - Motor comes with 3-core cable (length 2.5m)
- Amazon Alexa or Google Home (requires a Hub at additional cost)
- Somfy® Remote control or Battery operated SMOOVE wall switch
 - RTS Technology (Radio Technology)
 - 240v motor

Option 3: Somfy® LT50 Mains Powered Motor for use with wall switch only



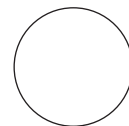
- WT Technology (WiredTechnology)
- Mains powered (needs a switched fused spur fitting by an electrician)
 - Comes with a white 4-core cable (length 3m)
- Somfy® Wall Switch Operated (latching rocker switch)
 - 240v motor

SkyFit™ Motorised Blind Features

SkyFit™ motorised blinds incorporate a number of specially developed features that enhance the premium quality of our blinds.



Aluminium Frame Colours



White

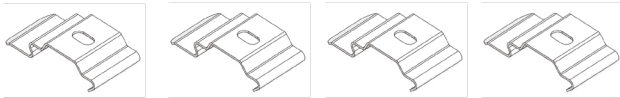
or



Black

Fixing Brackets

Four brackets are supplied, 2 for the head box and 2 for the foot box



Integral Side Fix Brackets

Four brackets are supplied, one for each corner of the blind.




Wire Free

The SkyFit™ Motorised blind is a tensioned roller blind system with a head and foot cassette and side channels.

The blind is operated by a pulley system and the fabric is pulled down through the siderails. It is operated by either a remote control or wall switch.


Seals

Brushes are inside the side channels and attached to the bottom bar. When the blind is closed, they create a barrier between the blind and the recess blocking out light, reducing heat loss and draughts.




Fabric Colour Options

Blackout




White

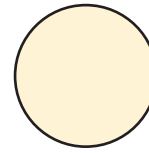


Cream


Anti Glare




White




Cream



Pale Grey



Rock Grey



Black

Examples of Suitable Windows

For both horizontal and sloping roof windows the SkyFit™ blind sits inside the window recess. Examples of suitable windows are displayed below.



How to Measure

To ensure a tight fit we require you to measure the recess width in three places and recess length in three places as illustrated in the image opposite.

We will deduct 2mm off the width and 2mm off the length during manufacture. This blind is side fixed.

Size Restrictions

Battery Operated Motor:

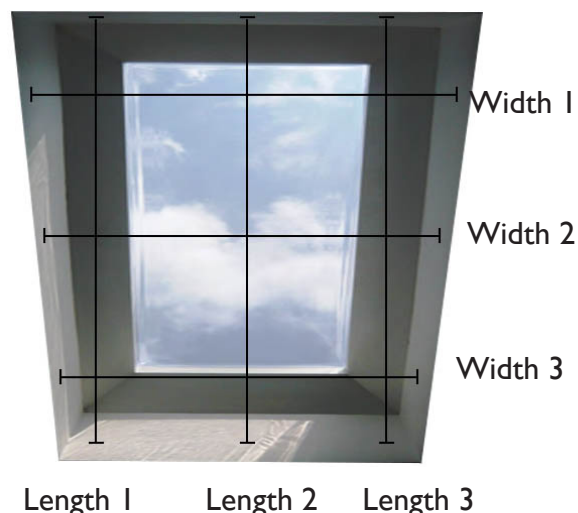
Minimum Size: 750mm Width x 500mm Length

Maximum Size: 1600mm Width x 1600mm Length

Mains Powered Motor:

Minimum Size: 800mm Width x 500mm Length

Maximum Size: 1600mm Width x 1600mm Length



Length 1 Length 2 Length 3

Measurements required in mm

Maintenance & Care

The two part head box, foot box and side channel hardware is manufactured from extruded aluminium. This comes as standard in a white powder coated aluminium or black powder coated aluminium.

If there is a failure of the blind, components can be replaced without the need for a new complete blind.

To keep the blind looking it's best you must ensure the blind has been installed correctly. The fabric can be cleaned with a synthetic or feather duster and can be wiped lightly with a damp cloth.

Operation

RTS (Radio Technology Somfy®) Options

- Somfy® Single channel remote for operating a single blind
- Somfy® Multi channel remote for operating multiple blinds
- Somfy® SMOOVE Battery operated wall switch
- Somfy® TaHoma SWITCH smart home automation (to make compatible with Alexa and Google Home)

WT (Wired Technology) Option

- Somfy® Smoove DUO WT Hard Wired latching rocker switch